

STATE MIXED PAIRS CHAMPIONSHIPS 2021

COUNTRY MIXED PAIRS CHAMPIONSHIPS 2021

SUPPLEMENTARY TOURNAMENT REGULATIONS

NB This event awards red masterpoints with a weighting of 3.75. It is imperative that the director of the sessions sets the weighting correctly when scoring the event. The procedure(s) for doing this in Compscore2, Scorebridge and ASE9 can be found in the appendix at the end of these regulations (Part A, B and C, respectively).

1. The Championship is conducted under the Laws of Duplicate Bridge 2017 and the Tournament Regulations of the New South Wales Bridge Association, as amended.
2. The State Mixed Pairs and Country Mixed Pairs Championship Finals will be held on 29th & 30th May 2021.
3. Yellow Systems are not permitted at any stage of the Championship.
4. Directors must be qualified at Club level or above.
5. Players must have an *active* Australian Bridge Federation masterpoint number.
6. Players do not have to be members of the club at which the qualifying competition is held.
7. Club qualifying competitions must be held over a maximum of four sessions. Clubs may hold more than one qualifying event, but the maximum number of sessions allowed for any single club is five.
8. The upper limit to the number of pairs that may be sent is the entire qualifying field. Clubs will be charged \$120 per representative pair.
9. Clubs and players should note that pairs that have not qualified via an affiliated club will be accepted into the Final at a cost of \$140 per pair. They should enter by via the NSWBA website www.nswba.com.au/tourn/eventDetails.asp?tid=3392&T=X.
10. To get the benefits of the discounted entry fee above, **all pairs must be *bona fide* club representatives, i.e. each pair must have entered and played a club qualifying event as a pair - it is not allowable for players who have qualified in different partnerships to play together in the Final as club representatives.** Such players may, of course, enter the Final directly as allowed under clause 9.
11. Clubs that do not run a qualifying competition may nominate one pair per 50 home club members or part thereof with a limit of 5 pairs. This option to nominate pairs is not available to clubs that have run a qualifying session.
12. Non-mixed pairs may play in club qualifying sessions and are entitled to any red masterpoints won. (Do not abuse this concession-to-practicality by rebranding normal sessions as a Mixed Pairs Qualifier and making no attempt to run a mixed pairs event.) Non-mixed pairs cannot progress to the State Final.

13. Pairs playing in the State Final are allowed one substitution on the Saturday and no substitutions on the Sunday. All substitutions must be in accordance with the NSWBA Tournament Regulations, submitted via the on-line substitution form at <http://www.nswba.com.au/forms/substitute.asp> and must be approved in advance by the NSWBA Events Committee.
14. The top 14 pairs on Saturday will qualify for the State Mixed Pairs Final. In addition, the top 14 pairs from the non-metropolitan clubs will qualify to a separate Country Mixed Pairs Final. Country pairs who qualify for the State Final may choose which Final they contend.
15. To be eligible for the Country Pairs Final a pair must either
 - (a) have qualified via a non-metropolitan affiliated club, or
 - (b) each member of the pair must have a main residence in a non-metropolitan region of NSW and/or be a *bona fide* member of and regular player at a non-metropolitan club. No pair that qualified via a metropolitan club is eligible for the Country Pairs Final.
16. Clubs located outside the Sydney metropolitan region may apply to the NSWBA for financial assistance for pairs representing their clubs in the Championship Final.
17. An Excel form to assist clubs is available for download from the NSWBA website www.nswba.com.au/tourn/state/se.asp?Y=2021&E=smp. This is to be completed and used as a cover sheet and check list and then emailed to the NSWBA. Participating clubs must send the following to the NSWBA by email:
 - The completed coversheet available from the NSWBA website (see above) as an Excel file. This will include the names and ABF numbers of the pairs representing the club;
 - A complete copy of the results of each qualifying session as a pdf, html or txt file;
 - **The masterpoint file as a .red file. This is mandatory if you score using a computer.**
18. Clubs should note that red masterpoints for the qualifying sessions will be submitted to the Masterpoint Centre **after** the Championship Final.
19. The NSWBA will issue each participating club with an invoice to cover the entry fees of representative pairs. **Do not send any money until you receive the invoice.** Provided all relevant files are received before the start of the Finals, **the NSWBA will pay the cost of any red masterpoints issued.**

20. Masterpoints.

Red masterpoints are awarded for any club qualifying competition - a club representative pair does not need to attend the Championship Final in Sydney.

- Red masterpoints will be awarded at State Championship level with a weighting of 3.75. They are to be calculated by the scoring program or club masterpoint secretary. See the Appendix to these regulations.
- Red masterpoints are awarded on a sessional basis only; *i.e.* there is NO outright award. Non-mixed pairs just receive the standard award, as if they were eligible for the Final.
- If a club runs a qualifying session(s), followed by a final and consolation, only the players in the final will receive red masterpoints. Red masterpoints must not be awarded to players in the consolation. (Green masterpoints may be awarded to these players, as for a normal club session, through the standard monthly upload or quarterly return.)
- These sessions are run under the NSWBA's grade B (State Championship) allowance – do not use your club's B4c sessions.
- Provided all relevant files are received before the start of the Finals, the NSWBA will pay the costs of any red masterpoints awarded.
- ***Please Note:*** The red masterpoints awarded must **NOT** be submitted via the club's monthly upload or quarterly return to the ABF Masterpoint Centre. They must be sent as an email attachment ***to the Tournament Organiser*** in a .red file. ***Do not send anything to the ABF Masterpoint Centre or the State Masterpoint Secretary.***

21. All correspondence should be sent to:

Wing Roberts

C/- NSWBA

1st Floor, 162 Goulburn Street,

East Sydney 2010.

Enquiries: email: office@nswba.com.au

Phone (02) 9264 8111

Appendix: Masterpointing the State Mixed Pairs Club Qualifying Event Correctly Part A - Using Compscore2

1. Set up individual sessions as normal, but choose “Red” for Masterpoints and “5.00” for Basic Weighting (see Figure 1).

The screenshot shows the 'Session Setup' window for 'State Mixed Pairs Club Qualifying'. The 'Session Date' is '12-Jul-2017', 'Section' is 'A', and 'Scoring' is 'Matchpoint'. The 'Session Name' is 'State Mixed Pairs Club Qualifying'. The 'Masterpoints' dropdown is set to 'Red' and the 'Basic Weighting' dropdown is set to '5.00'. The 'Addit. Weighting Factor' is empty. The 'Movement Details' section shows 'Mitchell' and 'Howell / Onewin' as session teams. The 'Basic Weighting' dropdown is open, showing options from 2.75 to 10.00, with '5.00' selected and circled in red.

Figure 1: Session Setup

2. In the Additional Weighting Factor box, type “0.75” to reflect the fact that this event is restricted by gender (Figure 2).

The screenshot shows the 'Session Setup' window for 'State Mixed Pairs Club Qualifying'. The 'Session Date' is '12-Jul-2017', 'Section' is 'A', and 'Scoring' is 'Matchpoint'. The 'Session Name' is 'State Mixed Pairs Club Qualifying'. The 'Masterpoints' dropdown is set to 'Red' and the 'Basic Weighting' dropdown is set to '5.00'. The 'Addit. Weighting Factor' text box contains '0.75' and is circled in red. The 'Movement Details' section shows 'Mitchell', 'Howell / Onewin', and 'Single Session Teams' as session teams.

Figure 2: Additional weighting factor grade

3. Type in the Movement Details and score normally. The masterpoints will be calculated correctly. Generate the required red point file using normal procedures.

Appendix: Masterpointing the State Mixed Pairs Club Qualifying Event Correctly Part B - Using Scorebridge

1. Enter the results and score up normally until the **Results and Outputs** window is reached (see Figure 1). Choose "Options" and "Master Point Options FOR THIS EVENT".

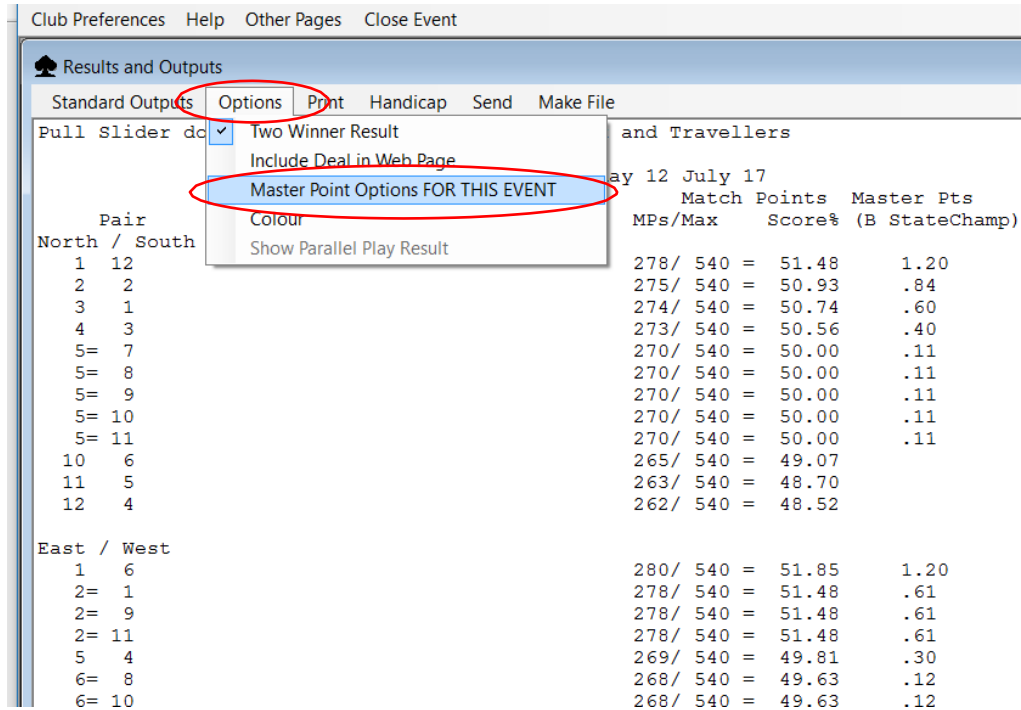


Figure 1: Master Point Options

2. Choose "B StateChamp" from the drop down menu (Figure 2).

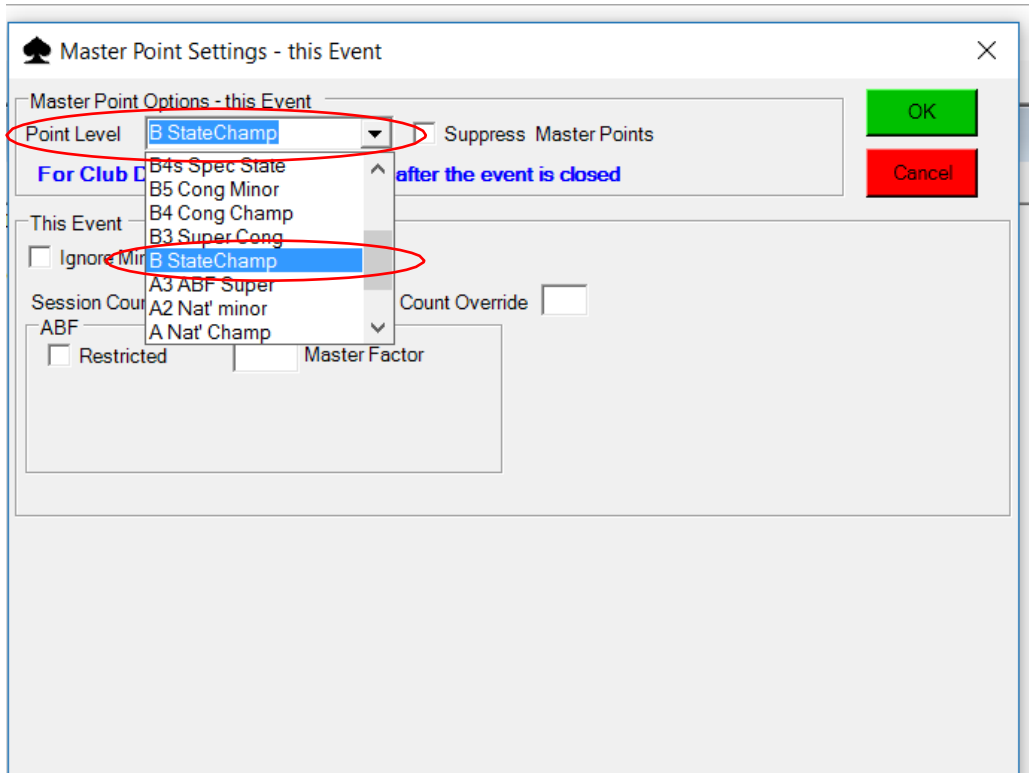


Figure 2: Master Point Settings

continued on next page

Appendix: Masterpointing the State Mixed Pairs Club Qualifying Event Correctly Part B - Using Scorebridge

3. In the Master Factor box, type "0.75" to reflect the fact that this event is restricted by gender (Figure 3). Click "OK".

Master Point Settings - this Event

Master Point Options - this Event

Point Level: B StateChamp Suppress Master Points

[For Club Defaults, use Preferences after the event is closed](#)

Cancel

This Event

Ignore Minimum Boards Rule

Session Count is 1 Session Count Override

ABF

Restricted 0.75 Master Factor

Figure 3: Master Factor

4. The masterpoints will be calculated correctly. Generate the required red point file using normal procedures.

Appendix: Masterpointing the State Mixed Pairs Club Qualifying Event Correctly Part C - Using ASE9

1. Set up individual sessions as normal, but choose “B State championship” for Masterpoint grade (see Figure 1)

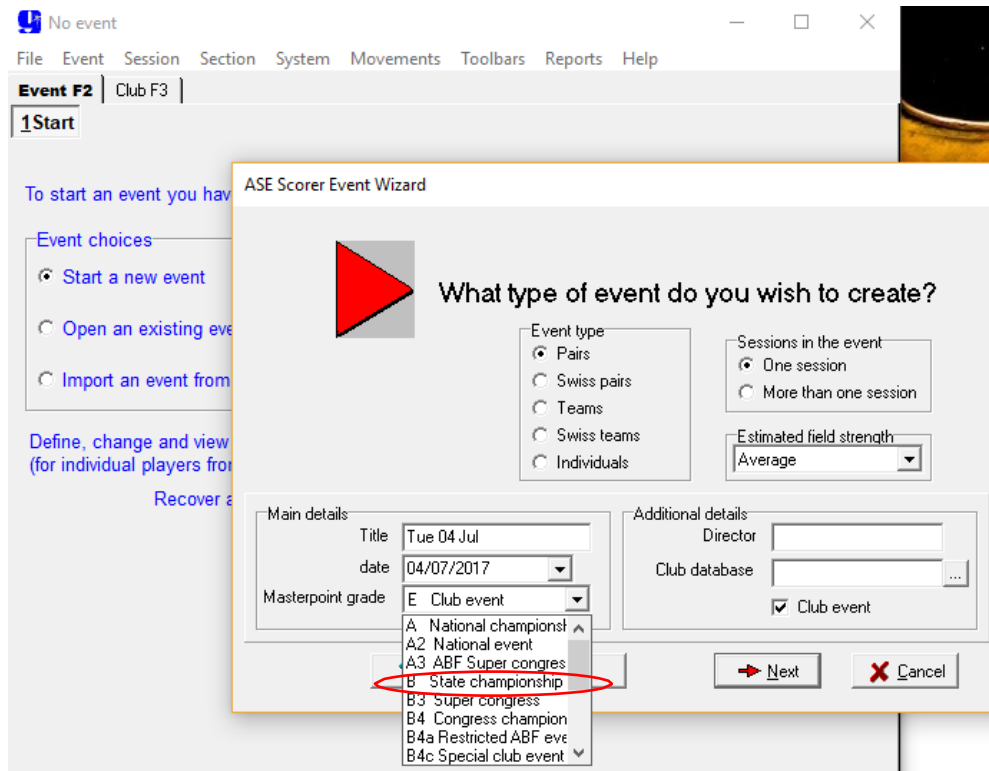


Figure 1: Setting up

2. Run the sessions normally.
3. When it's time to score up, proceed normally until the Masterpoint Awards windows is reached (Figure 2). Under Master factor grade, click the down arrow and choose “Custom”.

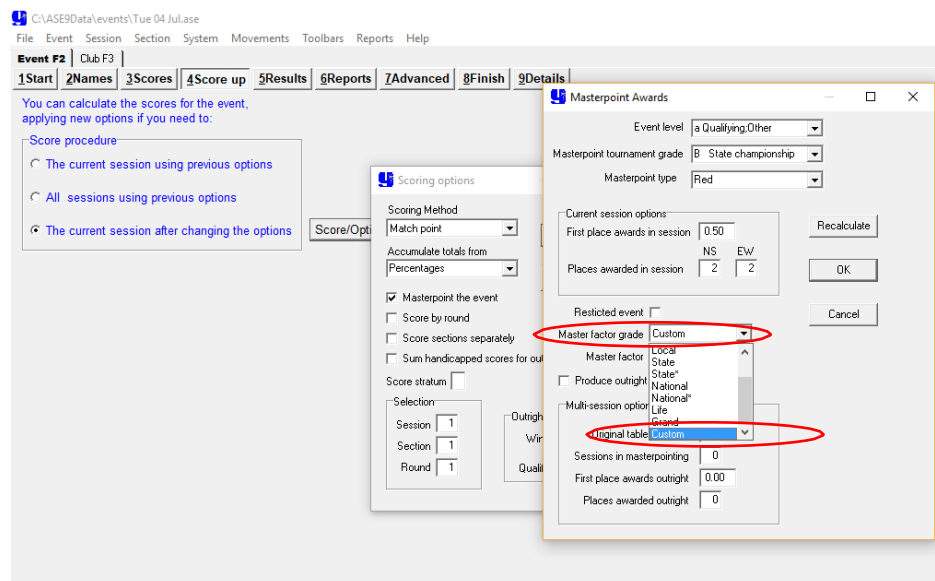


Figure 2: Master factor grade

continued on next page

Appendix: Masterpointing the State Mixed Pairs Club Qualifying Event Correctly Part C - Using ASE9

4. Check the masterpoint tournament grade is "B State championship" (Figure 3). Then in the Master Factor box, remove the default "1.000" and type "0.750" to reflect the fact that this event is restricted by gender. Make sure to click "Recalculate" before "OK".

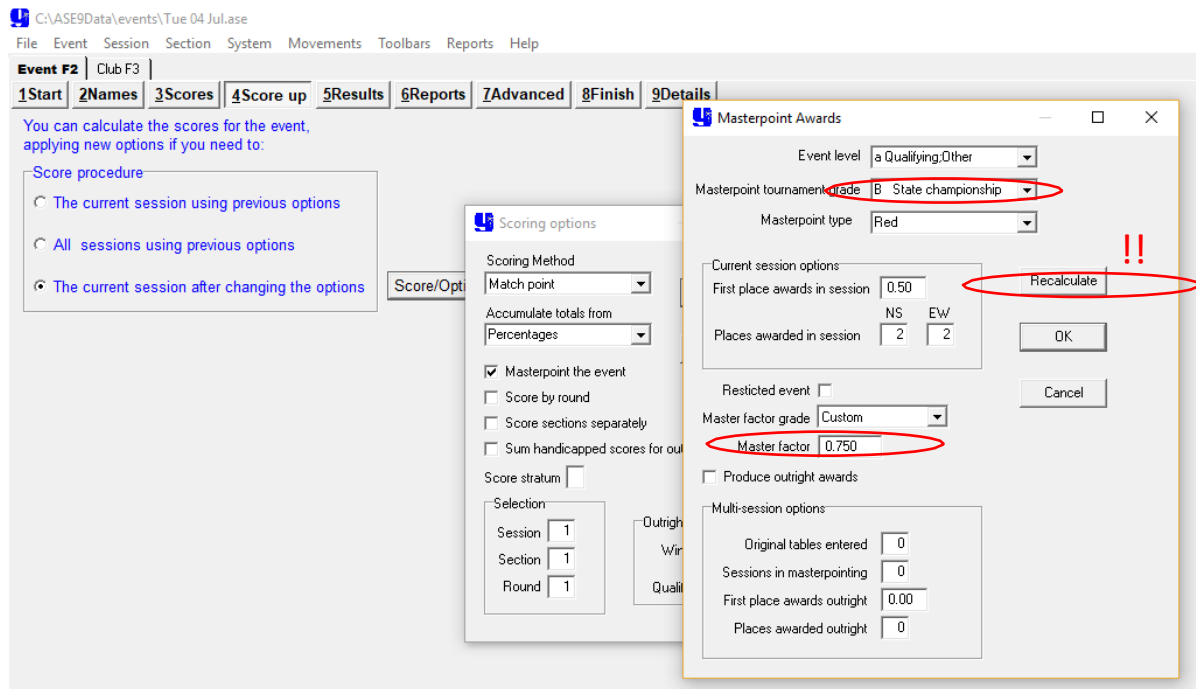


Figure 3: Master factor

5. The masterpoints will be calculated correctly. Generate the required red point file using normal procedures.