

STATE OPEN PAIRS CHAMPIONSHIPS 2019

COUNTRY OPEN PAIRS CHAMPIONSHIPS 2019

SUPPLEMENTARY TOURNAMENT REGULATIONS

NB This event awards red masterpoints with a weighting of 5.00. It is imperative that the director of the sessions sets the weighting correctly when scoring the event. The procedure(s) for doing this in Compscore2, Scorebridge and ASE9 can be found in the appendix at the end of these regulations (Part A, B and C, respectively).

1. The State Open Pairs and Country Open Pairs Championship Finals will be held on 23rd & 24th November 2019.
2. The upper limit to the number of pairs that may be sent is the entire qualifying field. Clubs will be charged per pair according to the following table:

Number of pairs sent to final	Cost per pair	Total charge to club
1	\$120	\$120
2	\$110	\$220
3	\$100	\$300
4	\$90	\$360
5	\$80	\$400
6	\$70	\$420
7+	\$60	\$420+

3. Clubs and players should note that pairs that have not qualified via an affiliated club will be accepted into the Final at a cost of \$120 per pair. They may enter by ringing the NSWBA Office (9264 8111) or enter on-line via the NSWBA website, <http://www.nswba.com.au/tourn/calendar>.
4. To get the benefits of the discounted entry fees specified in the table above, **all the pairs must have entered and played the club qualifying event as bona fide pairs - it is not allowable for players who have qualified in different partnerships to play together in the Final as club representatives.** Such players may, of course, enter the Final directly as allowed under clause 3.
5. The Championship is conducted under the Laws of Duplicate Bridge 2017 and the Tournament Regulations of the New South Wales Bridge Association, as amended.
6. Yellow Systems are not permitted at any stage of the Championship.

7. Directors must be qualified at Club level or above.
8. Players must have an *active* Australian Bridge Federation masterpoint number.
9. Players do not have to be members of the club at which the qualifying competition is held.
10. Club qualifying competitions must be held over a maximum of four sessions.
11. Pairs playing in the State Final are allowed one substitution on the Saturday and no substitutions on the Sunday. All substitutions must be in accordance with the NSWBA Tournament Regulations, submitted via the on-line substitution form at <http://www.nswba.com.au/forms/substitute.asp> and must be approved in advance by the NSWBA Tournament Committee.
12. The top 14 pairs on Saturday will qualify for the State Open Pairs Final. In addition, the top 14 pairs from the non-metropolitan clubs will qualify to a separate Country Open Pairs Final. (The size of the Country Final will be reduced if fewer than 14 eligible pairs are available.) Country pairs who qualify for the State Final may choose which Final they contend.
13. To be eligible to qualify for the Country Pairs Final a pair must either
 - (a) have qualified via a non-metropolitan affiliated club, or
 - (b) each member of the pair must have a main residence in a non-metropolitan region of NSW and/or be a *bona fide* member of and regular player at a non-metropolitan club.No pair that qualified via a metropolitan club is eligible for the Country Pairs Final.
14. Clubs located outside the Sydney metropolitan region may apply to the NSWBA for financial assistance for pairs representing their clubs in the Championship Final. Only one subsidy per club will be allowed.
15. An Excel form to assist clubs is available for download from the NSWBA website <http://www.nswba.com.au/tourn/state/se.asp?Y=2019&E=sop>. This is to be completed and used as a cover sheet and check list and then emailed to the NSWBA. Participating clubs must send the following to the NSWBA by email:
 - The completed coversheet available from the NSWBA website (see above) as an Excel file. This will include the names and ABF numbers of the nominated pairs;
 - A complete copy of the results of each qualifying session as a pdf, html or txt file;
 - **The masterpoint file as a .red file. This is mandatory if you score using a computer.**
16. Clubs should note that red masterpoints for the qualifying sessions will be submitted to the Masterpoint Centre **after** the Championship Final.
17. The Tournament Organiser will issue each participating club with an invoice to cover the entry fees of representative pairs and the costs of any red masterpoints issued. **Do not send any money until you receive the invoice.**

18. Masterpoints.

Red masterpoints are awarded for any club qualifying competition - a club representative pair does not need to attend the Championship Final.

- Red masterpoints will be awarded at State Championship level with a weighting of 5.00 and will cost \$1.26 each. They are to be calculated by the scoring program or club masterpoint secretary. See the Appendix to these regulations.
- Red masterpoints will be awarded on a sessional basis only; *i.e.* there is NO outright award. If a club runs a qualifying session(s), followed by a final and consolation, only the players in the final will receive red masterpoints. Red masterpoints must not be awarded to players in the consolation. (Green masterpoints may be awarded to these players as for a normal club session, through the standard quarterly return.)
- These sessions are run under the NSWBA's grade B (State Championship) allowance – do not use your club's B4c sessions.
- ***Please Note:*** The red masterpoints awarded must **NOT** be entered on the club's quarterly return to the ABF Masterpoint Centre but must be ***sent to the Tournament Organiser***. They may be entered on Congress Award forms (obtainable from the ABF Masterpoint Centre) showing the names and ABF numbers of all players in the section who have won masterpoints, or electronically, with an appropriate file. ***They must not be sent to the ABF Masterpoint Centre.***

19. All correspondence should be sent to:

Wing Roberts

C/- NSWBA

1st Floor, 162 Goulburn Street,

East Sydney 2010.

Phone enquiries: (02) 9264 8111

email: office@nswba.com.au

Appendix: Masterpointing the State Open Pairs Club Qualifying Event Correctly Part A - Using Compscore2

1. Set up individual sessions as normal, but choose “Red” for Masterpoints and “5.00” for Basic Weighting (see Figure 1).

The screenshot shows the 'Session Setup' dialog box for a 'State Mixed Pairs Club Qualifying' event. The 'Session Date' is 12-Jul-2017, 'Section' is A, and 'Scoring' is Matchpoint. The 'Session Name' is 'State Mixed Pairs Club Qualifying'. The 'Masterpoints' dropdown is set to 'Red' and the 'Basic Weighting' dropdown is set to '5.00'. The 'Movement Details' section shows 'Mitchell' and 'Howell / Onewin' as the movement names. The 'Basic Weighting' dropdown is open, showing options: 2.75, 3.00, 3.25, 3.50, 3.75, 4.00, 5.00 (highlighted), and 10.00. The 'Number of Tables (rounded up)', 'Number of Rounds', 'Half table', and 'Movement' fields are also visible.

Figure 1: Session Setup

2. Type in the Movement Details and score normally. The masterpoints will be calculated correctly. Generate the required red point file using normal procedures.

Appendix: Masterpointing the State Open Pairs Club Qualifying Event Correctly Part B - Using Scorebridge

1. Enter the results and score up normally until the **Results and Outputs** window is reached (see Figure 1). Choose "Options" and "Master Point Options FOR THIS EVENT".

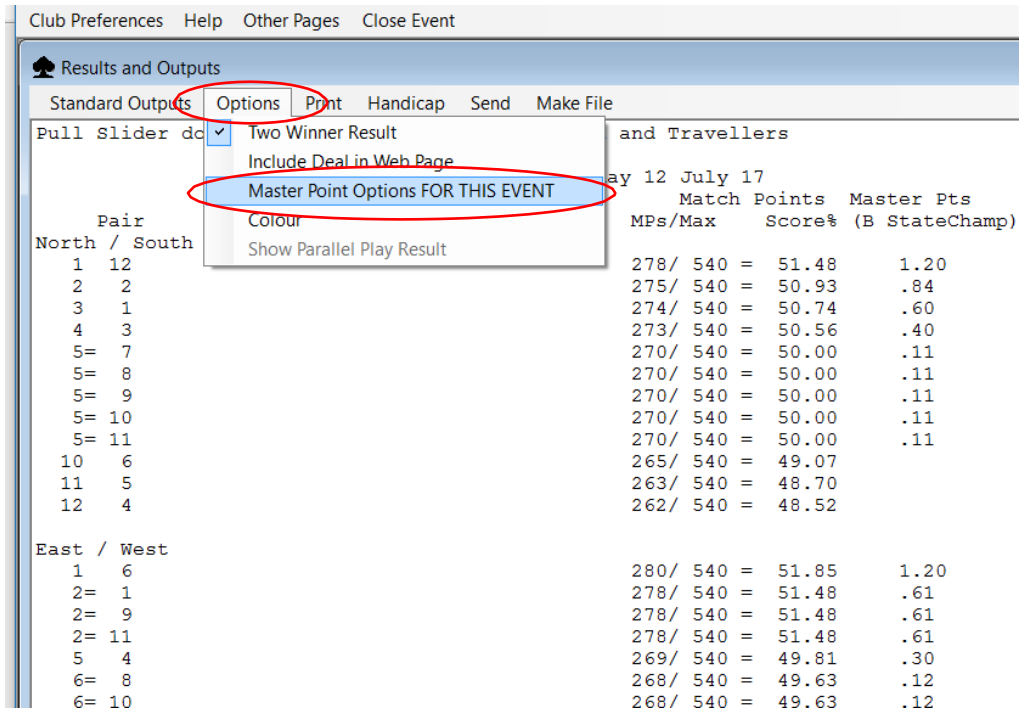


Figure 1: Master Point Options

2. Choose "B StateChamp" from the drop down menu (Figure 2). Click "OK".

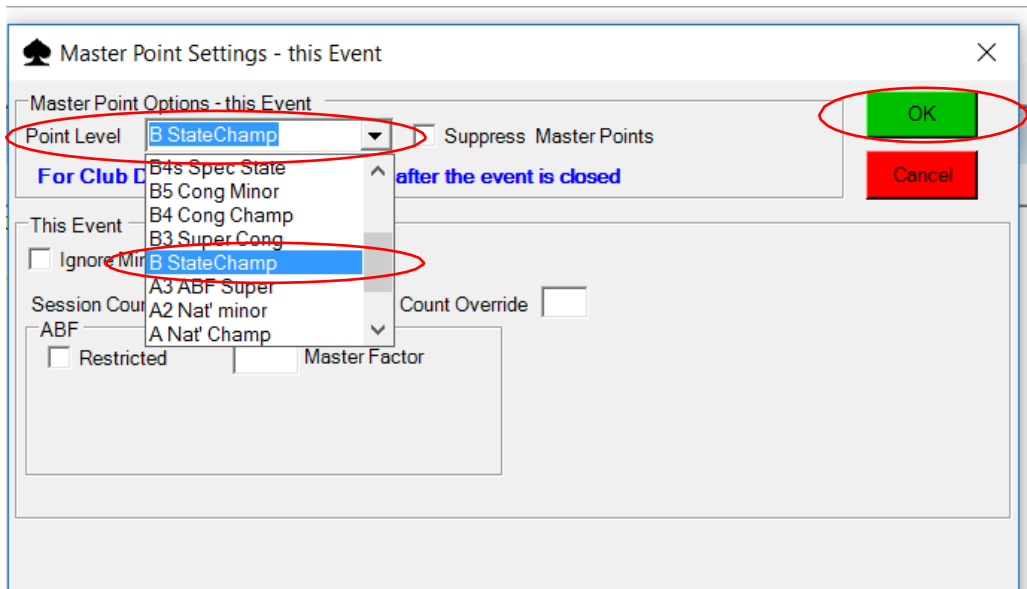


Figure 2: Master Point Settings

3. The masterpoints will be calculated correctly. Generate the required red point file using normal procedures.

Appendix: Masterpointing the State Open Pairs Club Qualifying Event Correctly Part C - Using ASE9

1. Set up individual sessions as normal, but choose “B State championship” for Masterpoint grade (see Figure 1).

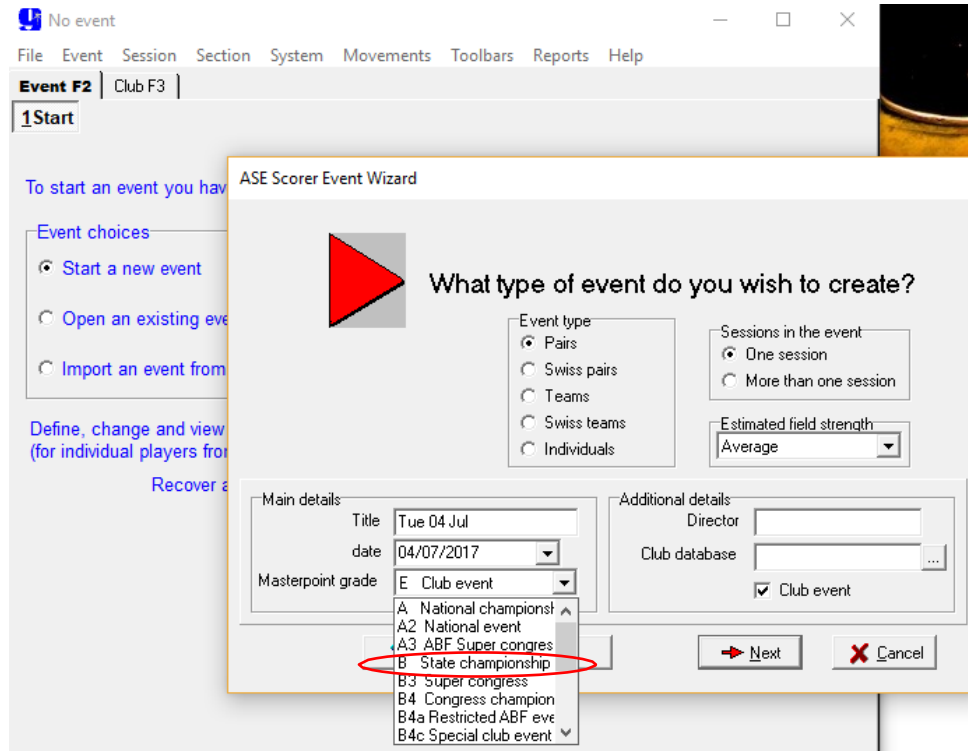


Figure 1: Setting up

2. Run the sessions normally. When it's time to score up, proceed normally until the Masterpoint Awards window is reached (Figure 2). Check the masterpoint tournament grade is “B State championship” and the Master factor grade is set to “None”. Make sure to click “Recalculate” before “OK”.

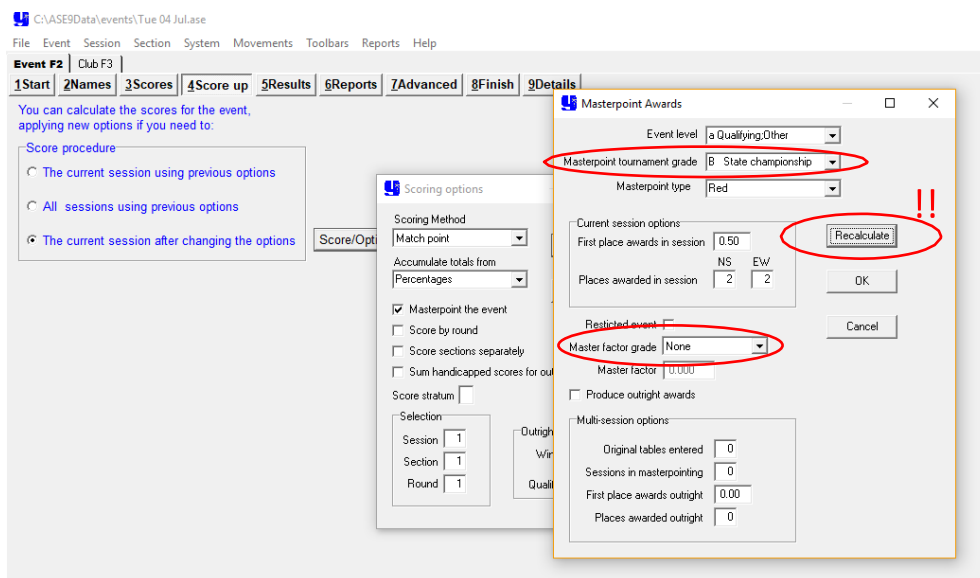


Figure 2: Masterpoint Awards

3. The masterpoints will be calculated correctly. Generate the required red point file using normal procedures.